

SQ3R Active Reading Method

S - survey

Q - question

R - read

R- reframe (or “recite” if at home)

R - review

Notes prepared using information from:

<http://www.studygs.net/texred2.htm>




Eastern World p. 644

Chapter 25: Section 1

Australia and New Zealand

P. 644-649


Survey (view with intent)

- chapter title, headings, and subheadings
 - captions under pictures, charts, graphs or maps
 - questions related to the reading
 - introductory and concluding paragraphs
 - summary
- 
- A yellow corner graphic in the bottom right corner of the slide, consisting of a white square with a yellow border, partially overlapping the yellow background.


Question

- While you are surveying, ask yourself questions about what you expect to find in that section.
- Read questions at the end of the chapters or after each subheading.
- Ask yourself, "What do I already know about this subject?"

as you Read:

- Look for answers to questions from chapter and from teacher-provided questions.
 - Read all captions (images, maps, ...)
 - Slow down for difficult text.
 - Stop and reread parts that are unclear.
 - Read only one section at a time.
- 

Reframe (express words/concepts differently)

- Take notes from the text but write the information in your own words.
 - Ask yourself questions about what you just read.
 - If possible, underline or highlight important points you've just read.
- 

Review:

- For information you will use again, for instance, in a test or for use in class, review your notes (and highlighted text) outside of class.
- The more often you review the information, the more familiar you will become with it.